







- DRAWING NOTES:**
1. ALL EQUIPMENT TO BE SUITABLY RATED FOR THE ENVIRONMENT THEY ARE BEING INSTALLED.
 2. THIS DRAWING IS TO BE READ IN CONJUNCTION WITH ALL OTHER DRAWINGS & SPECIFICATIONS.
 3. ALL SOCKETS, SWITCHES & DATA OUTLETS TO BE 'WAX RANGE' UNLESS OTHERWISE STATED.
 4. ALL OUTLET POSITIONS TO BE AGREED WITH ARCHITECT PRIOR TO INSTALLATION.
 5. CONTRACTOR SHALL PROVIDE A FULL TECHNICAL SUBMITTAL BEFORE PROVIDING ANY EQUIPMENT. THE CONTRACTOR SHALL ALLOW FOR THE PROVISION OF SAMPLES. ANY CHANGES TO EQUIPMENT SPECIFIED AT TENDER MUST BE APPROVED AND SIGNED OFF BY O.C.S.C.
 6. O.C.S.C. RESERVES THE RIGHT TO HAVE ANY UNAPPROVED EQUIPMENT THAT MAY BE INSTALLED REMOVED BY CONTRACTOR AT NO ADDITIONAL EXPENSE TO THE CONTRACT.
 7. ALL WORK TO BE CARRIED OUT IN ACCORDANCE WITH ETCI REGULATIONS.
 8. CABLING TO ALL SOCKETS TO BE MINIMUM OF 4mm² LSF SINGLES.
 9. CABLING TO ALL FIXED KITCHEN EQUIPMENT / SPECIALIST LAB EQUIPMENT TO BE MINIMUM OF 6mm² LSF SINGLES.
 10. FINAL CIRCUIT REFERENCES TO BE AGREED ON SITE WITH ENGINEER. CONTRACTOR TO AVOID WHERE POSSIBLE MIXING PHASES.
 11. A MAXIMUM OF 8No. SOCKETS (4No. TWINS) PER CIRCUIT UNLESS OTHERWISE INDICATED.

LEGEND OF SYMBOLS:
 7kW SINGLE OUTLET CAR CHARGER POINT

- FOR SETTING OUT REFER TO ARCHITECT'S DRAWINGS.
- THIS DRAWING TO BE READ IN CONJUNCTION WITH ALL OTHER ARCHITECTURAL AND ENGINEERING DRAWINGS AND ALL OTHER RELEVANT DRAWINGS AND SPECIFICATIONS.
- DO NOT SCALE THIS DRAWING. USE FIGURED DIMENSIONS ONLY.
- NO PART OF THIS DOCUMENT MAY BE REPRODUCED OR TRANSMITTED IN ANY FORM OR STORED IN ANY RETRIEVAL SYSTEM OF ANY NATURE WITHOUT THE WRITTEN PERMISSION OF O'CONNOR SUTTON CRONIN AS COPYRIGHT HOLDER EXCEPT AS AGREED FOR USE ON THE PROJECT FOR WHICH THE DOCUMENT WAS ORIGINALLY ISSUED.

Rev No.	Date	Revision Note	Drn by	Chkd by	Rev No.	Date	Revision Note	Drn by	Chkd by
PO1	14.06.21	SUITABLE FOR PLANNING.	B.M.	J.D.					

Head Office,
 9 Prussia Street,
 Dublin 7,
 D07 K157

TEL +353 (0)1 8682000
 e: contactus@ocsc.ie
 w: www.ocsc.ie

Dublin | London | Belfast | Galway | Cork | Birmingham

Client: THE SHORELINE PARTNERSHIP
 Project: PROJECT SHORELINE
 Title: BALDOYLE GA03
 ELECTRICAL - BLOCKS 'G1', 'G2' & 'G3'
 GENERAL SERVICES LAYOUT
 BASEMENT LEVEL
 Code | Originator | Site | Zone | Level | Type | Role | Number | Status | Revision
 R500 OCSC - GA03BG13 B1 - DR - E - 2300 | S4 | P01
 Date: 16.06.21 Scale: 1:200 @ A0 Drn by: B.M. Chkd by: A.M. Aprvd by: J.D.